



RAJARAJESWARI COLLEGE OF ENGINEERING
Statement of Affairs for the year ended 31st March 2025

| | | 31.03.2025 |
|--|--------------------------------|---------------------|
| <u>Sources of Funds:</u> | | Rs. |
| Trust Fund | 1 | 69,26,96,003 |
| | | 69,26,96,003 |
| <u>Application Of Funds:</u> | | |
| Fixed Assets(Net) | 2 | 28,84,75,543 |
| Investments - Deposit | 3 | - |
| <u>Current Assets, Loans & Advances:</u> | | |
| Bank Balances | | 1,34,81,034 |
| Tuition Fees Receivable | | 4,55,63,518 |
| Other Receivables | | 61,561 |
| Loans & Advances | 4 | 39,93,98,159 |
| Prepaid Exps | | - |
| | (A) | 45,85,04,272 |
| Less:Current Liabilities (B) | 5 | 5,42,83,812 |
| | Net Current Assets(A-B) | 40,42,20,460 |
| | | 69,26,96,003 |


N.C. ANANTHAKUMAR, M.Com., F.C.A.,
 CHARTERED ACCOUNTANT
 No. 10, Trustpakkam South,
 Raja Annamalaipuram, Chennai-600 028.





Principal
RAJARAJESWARI
COLLEGE OF ENGINEERING
 Ramohalli Cross, Bengaluru-7.


RAJARAJESWARI COLLEGE OF ENGINEERING

INCOME & EXPENDITURE ACCOUNT FOR THE YEAR ENDED 31st March 2025

| | | 31.03.2025 |
|---|-----|---------------------|
| | | Rs. |
| <u>Income :</u> | | |
| Students' Fees | 6 | 48,47,41,082 |
| Other Income | 7 | 26,75,381 |
| | (C) | 48,74,16,463 |
| <u>Expenditure :</u> | | |
| Employees' Cost | 8 | 13,01,65,202 |
| Administrative & Other exp | 9 | 14,11,35,959 |
| Depreciation | 2 | 3,52,52,053 |
| | (D) | 30,65,53,214 |
| <u>Excess of Income Over Expenditure (C-D)</u> | | 18,08,63,249 |


N.C. ANANTHAKUMAR, M.Com., F.C.A.,
 CHARTERED ACCOUNTANT
 No. 10, Trustpakkam South,
 Raja Annamalaipuram, Chennai-600 028.




 Principal
RAJARAJESWARI
COLLEGE OF ENGINEERING
 Ramchalli Cross, Bengaluru-7

RAJARAJESWARI COLLEGE OF ENGINEERING

| <u>Schedules :</u> | 31.03.2025 |
|--|---------------------|
| | Rs. |
| Schedule No:1 : Trust Fund | |
| Opening Balance | 51,18,32,754 |
| Add : Excess of Income over Expenditure | 18,08,63,249 |
| | 69,26,96,003 |
| Investments No. 3 | |
| Deposit for Gas | - |
| Schedule No: 4: Loans & Advances | |
| Staff and Salary Advances | 10,000 |
| Other Advance | 23,95,793 |
| Intra Units | 37,69,92,060 |
| TDS and Other Taxes Previous Year | 2,00,00,306 |
| | 39,93,98,159 |
| Schedule No: 5:Current Liabilities: | |
| Liability for Expenses | 1,01,88,063 |
| Sundry Creditors | 2,15,34,062 |
| Liability for Others | 1,27,95,865 |
| PF Payable | 4,44,386 |
| ESI Payable | 61,021 |
| T D S Payable - Others | 1,39,738 |
| T D S Payable - Salary | 7,91,600 |
| Fees Received in Advance | 64,87,395 |
| Scholarship Interest Payable A/c | 18,31,730 |
| Sri Ranga Educational Trust | 9,952 |
| | 5,42,83,812 |
| Schedule No:6: Students' Fees | |
| Tuition Fees | 35,11,95,670 |
| College Fees | 8,86,26,763 |
| Hostel Fees | 4,36,49,000 |
| Transport Fees | 7,90,000 |
| Appli/Clinical/Repeaters/Internet/Lab/Books/Uniform/Others | 4,79,649 |
| | 48,47,41,082 |
| Schedule No:7 Other Income | |
| Apron & Uniform | 350 |
| Interest on Savings Bank | 11,12,230 |
| Rent | 96,000 |
| Miscellaneous Income | 13,46,801 |
| Service Charges Receipts | 1,20,000 |
| | 26,75,381 |



R. R. R.
Principal

RAJARAJESWARI
COLLEGE OF ENGINEERING
Ramchalli Cross, Bengaluru-7

RAJARAJESWARI COLLEGE OF ENGINEERING

| Schedule No: 8: Employees' Cost | |
|--|---------------------|
| Salary and Wages | 13,01,65,202 |
| | 13,01,65,202 |
| Schedule No:9:Administrative & Other Exp: | |
| | 31.03.2025 |
| | Rs. |
| Advertisement | 58,32,313 |
| Annual Maintenance ✓ <i>Library software - AMC -</i> | 37,69,145 |
| Annual & Sports Day Expenses ✓ | 24,99,152 |
| Bank charges/Guarantee Comm | 2,594 |
| Consultancy/Professional Charges | 8,24,050 |
| Examination expenses - <i>Answer book (stationery)</i> | 6,66,132 |
| Electricity Charges | 75,08,946 |
| Lab Consumables & Expenses | 8,18,355 |
| Contribution to Provident Fund | 26,53,212 |
| Contribution to ESI | 5,83,876 |
| Functions, Celebrations & Free Medical Camp | 22,85,585 |
| Inspection Expenses | 1,56,314 |
| KEA Expenses | 51,14,230 |
| House Keeping Expenses | 30,80,176 |
| Office Expenses | 68,565 |
| Mess & Catering Expenses | 2,52,87,411 |
| Meetings, Seminar & Conference Exp ✓ | 36,068 |
| Postage & Courier Expenses | 27,729 |
| Printing & Stationary | 16,78,179 |
| Rates & Taxes | 4,33,775 |
| Repairs & Maintenance - Building | 2,27,41,309 |
| Repairs & Maintenance - Electricals & Equip | 1,07,81,341 |
| Repairs & Maintenance - Vehicles | 1,11,62,059 |
| Repairs & Maintenance - Others | 7,12,022 |
| Remuneration | 60,25,936 |
| Staff/Student Welfare Expenses - <i>Remune Radlakisha</i> | 16,70,481 |
| Telephone & Communication Expenses | 3,32,240 |
| Travelling & Conveyance | 7,60,965 |
| Registration & Renewal Fees - <i>Patent, NPTEL, ICT Acad, ShanLaxari,</i> | 51,47,540 |
| University/DCI/MCI/Affiliation Payments - <i>Registration Fee/Accreditation/</i> | -1,64,27,459 |
| Pooja Expenses | 2,92,858 |
| Workshop | → 6,44,550 |
| Insurance - Vehicle | 4,58,013 |
| Membership & Subscription - <i>Detnet ICT Acad.</i> | 1,50,530 |
| Interest on Term Loan / OD / TDS | 13,081 |
| Gratuity | 3,74,769 |
| Scholarship | 1,15,000 |
| | 14,11,35,959 |

Digital
Duplication
of e-Books
Prof. Sanjaya
Infoc

Workshop
project exp

Unvopio license
KMAT

Principal
RAJARAJESWARI
COLLEGE OF ENGINEERING
Ramohalli Cross, Bengaluru-7
87878681

7

4

8

9

8

6

8

2 Periodicals
Library

14,11,35,959

- 4 - 8,18,355
- 8 - 22,85,585
- 8 - 36,068
- 8 - 644,550
- 2 - 1,50,530
- 6 - 4,53,96,731
- 37,69,145


Principal
RAJARAJESWARI
COLLEGE OF ENGINEERING
 Ramohalli Cross, Bengaluru-7.



| DESCRIPTION | 1.4.2024 | ITIONS | ELECTION | EDUCATIO | TOTAL | Dep % | P | 31.03.2025 |
|------------------------------------|------------------------|---------------------|----------|----------|------------------------|-------|-----------------------|------------------------|
| Air conditioner | 1,34,354.00 | | | | 1,34,354.00 | 15 | 20,153.00 | 1,14,201.00 |
| Building | 8,48,22,623.01 | 6,56,50,728 | | | 15,04,73,401.01 | 10 | 1,50,47,340.00 | 13,54,26,061.01 |
| Building Work In Progress | 3,80,95,423.00 | 35,41,529 | | | 4,16,36,952.00 | 40 | 22,07,560.00 | 4,16,36,949.00 |
| Computer Equipments | 49,99,348.85 | 5,19,552 | | | 55,18,900.85 | 15 | 8,93,638.00 | 33,11,340.85 |
| Electrical & Electronic Equipments | 4,17,13,531.39 | 1,79,77,390 | | | 5,96,90,921.39 | 10 | 28,45,551.00 | 5,07,37,283.39 |
| Furniture & Fittings | 2,11,01,914.27 | 73,53,596 | | | 2,84,55,510.27 | 15 | 69,227.00 | 2,56,09,959.27 |
| Generator | 4,61,513.01 | | | | 4,61,513.01 | 15 | 3,327.00 | 3,92,286.01 |
| Kitchen Equipments | 22,180.00 | | | | 22,180.00 | 15 | 16,15,774.00 | 18,853.00 |
| Lab & Medical Equipments | 96,66,962.65 | 11,04,867 | | | 1,07,71,829.65 | 15 | 10,64,054.00 | 91,56,055.65 |
| Library Books | 68,26,800.12 | 2,66,895 | | | 70,93,695.12 | 15 | 10,62,194.00 | 60,29,641.12 |
| Motor Vehicles | 70,81,290.99 | | | | 70,81,290.99 | 15 | 12,83,990.00 | 60,19,096.99 |
| Office Equipments | 30,64,717.15 | 54,95,216 | | | 85,59,933.15 | 15 | 8,08,283.00 | 72,75,943.15 |
| Software | 20,20,706.66 | | | | 20,20,706.66 | 40 | 2,70,962.00 | 12,12,423.66 |
| Sports Equipment | 18,06,411.27 | | | | 18,06,411.27 | 15 | | 15,35,449.27 |
| TOTAL | 22,18,17,823.37 | 16,19,09,773 | | | 32,37,27,596.37 | | 3,52,52,053.00 | 28,84,75,543.37 |