



RAJARAJESWARI COLLEGE OF ENGINEERING

(Approved by AICTE, New Delhi, Govt. of Karnataka, Affiliated to Visvesvaraya Technological University, Belagavi)

Sponsored by: MOOGAMBIGAI CHARITABLE AND EDUCATIONAL TRUST

Criterion: 4.1.4

Academic Year: 2024-2025




4.1.4 Average percentage of expenditure, excluding salary for infrastructure augmentation during last years (INR in Lakhs)


Year	Budget allocated for infrastructure augmentation	Expenditure for infrastructure augmentation	Total expenditure excluding Salary	Expenditure on maintenance of academic facilities (excluding salary for human resources)	Expenditure on maintenance of physical facilities (excluding salary for human resources)
2024-25	30,50,00,000	10,19,09,773	14,11,35,959	9,57,39,228	4,53,96,731

RAJARAJESWARI COLLEGE OF ENGINEERING
Statement of Affairs for the year ended 31st March 2025

		31.03.2025
<u>Sources of Funds:</u>	Sch.No	Rs.
Trust Fund	1	69,26,96,003
		69,26,96,003
 <u>Application Of Funds:</u>		
Fixed Assets(Net)	2	28,84,75,543
Investments - Deposit	3	-
 <u>Current Assets, Loans & Advances:</u>		
Bank Balances		1,34,81,034
Tuition Fees Receivable		4,55,63,518
Other Receivables		61,561
Loans & Advances	4	39,93,98,159
Prepaid Exps		-
	(A)	45,85,04,272
Less: Current Liabilities (B)	5	5,42,83,812
		Net Current Assets(A-B)
		40,42,20,460
		69,26,96,003


N.C. ANANTHAKUMAR, M.Com., F.C.A.,
 CHARTERED ACCOUNTANT
 No. 10, Trustpakkam South,
 Raja Annamalaipuram, Chennai-600 028.





Principal
RAJARAJESWARI
COLLEGE OF ENGINEERING
 Ramohalli Cross, Bengaluru-7.


RAJARAJESWARI COLLEGE OF ENGINEERING

INCOME & EXPENDITURE ACCOUNT FOR THE YEAR ENDED 31st March 2025

		31.03.2025
		Rs.
<u>Income :</u>		
Students' Fees	6	48,47,41,082
Other Income	7	26,75,381
	(C)	48,74,16,463
<u>Expenditure :</u>		
Employees' Cost	8	13,01,65,202
Administrative & Other exp	9	14,11,35,959
Depreciation	2	3,52,52,053
	(D)	30,65,53,214
<u>Excess of Income Over Expenditure (C-D)</u>		18,08,63,249


N.C. ANANTHAKUMAR, M.Com., F.C.A.,
 CHARTERED ACCOUNTANT
 No. 10, Trustpakkam South,
 Raja Annamalaipuram, Chennai-600 028.




 Principal
RAJARAJESWARI
COLLEGE OF ENGINEERING
 Ramchalli Cross, Bengaluru-7

RAJARAJESWARI COLLEGE OF ENGINEERING

Schedules :	31.03.2025
	Rs.
Schedule No:1 : Trust Fund	
Opening Balance	51,18,32,754
Add : Excess of Income over Expenditure	18,08,63,249
	69,26,96,003
Investments No. 3	
Deposit for Gas	-
Schedule No: 4: Loans & Advances	
Staff and Salary Advances	10,000
Other Advance	23,95,793
Intra Units	37,69,92,060
TDS and Other Taxes Previous Year	2,00,00,306
	39,93,98,159
Schedule No: 5:Current Liabilities:	
Liability for Expenses	1,01,88,063
Sundry Creditors	2,15,34,062
Liability for Others	1,27,95,865
PF Payable	4,44,386
ESI Payable	61,021
T D S Payable - Others	1,39,738
T D S Payable - Salary	7,91,600
Fees Received in Advance	64,87,395
Scholarship Interest Payable A/c	18,31,730
Sri Ranga Educational Trust	9,952
	5,42,83,812
Schedule No:6: Students' Fees	
Tuition Fees	35,11,95,670
College Fees	8,86,26,763
Hostel Fees	4,36,49,000
Transport Fees	7,90,000
Appli/Clinical/Repeaters/Internet/Lab/Books/Uniform/Others	4,79,649
	48,47,41,082
Schedule No:7 Other Income	
Apron & Uniform	350
Interest on Savings Bank	11,12,230
Rent	96,000
Miscellaneous Income	13,46,801
Service Charges Receipts	1,20,000
	26,75,381



Principal

RAJARAJESWARI
COLLEGE OF ENGINEERING
Ramchalli Cross, Bengaluru-7

RAJARAJESWARI COLLEGE OF ENGINEERING

Schedule No: 8: Employees' Cost	
Salary and Wages	13,01,65,202
	13,01,65,202
Schedule No:9:Administrative & Other Exp:	
	31.03.2025
	Rs.
Advertisement	58,32,313
Annual Maintenance ✓ <i>Library software - AMC -</i>	37,69,145
Annual & Sports Day Expenses ✓	24,99,152
Bank charges/Guarantee Comm	2,594
Consultancy/Professional Charges	8,24,050
Examination expenses - <i>Answer book (stationery)</i>	6,66,132
Electricity Charges	75,08,946
Lab Consumables & Expenses	8,18,355
Contribution to Provident Fund	26,53,212
Contribution to ESI	5,83,876
Functions, Celebrations & Free Medical Camp	22,85,585
Inspection Expenses	1,56,314
KEA Expenses	51,14,230
House Keeping Expenses	30,80,176
Office Expenses	68,565
Mess & Catering Expenses	2,52,87,411
Meetings, Seminar & Conference Exp ✓	36,068
Postage & Courier Expenses	27,729
Printing & Stationary	16,78,179
Rates & Taxes	4,33,775
Repairs & Maintenance - Building	2,27,41,309
Repairs & Maintenance - Electricals & Equip	1,07,81,341
Repairs & Maintenance - Vehicles	1,11,62,059
Repairs & Maintenance - Others	7,12,022
Remuneration	60,25,936
Staff/Student Welfare Expenses - <i>Remune Radlakrishna</i>	16,70,481
Telephone & Communication Expenses	3,32,240
Travelling & Conveyance	7,60,965
Registration & Renewal Fees - <i>Patent, NPTEL, ICT Acad, ShanLaxari,</i>	51,47,540
University/DCI/MCI/Affiliation Payments - <i>Registration Fee/Accreditation/</i>	-1,64,27,459
Pooja Expenses	2,92,858
Workshop	→ 6,44,550
Insurance - Vehicle	4,58,013
Membership & Subscription - <i>Detnet ICT Acad.</i>	1,50,530
Interest on Term Loan / OD / TDS	13,081
Gratuity	3,74,769
Scholarship	1,15,000
	14,11,35,959

Digital
Duplication
of e-Books
Info

Workshop
project exp

unvopio license
KMAT

Principal
RAJARAJESWARI
COLLEGE OF ENGINEERING
Ramohalli Cross, Bengaluru-7
87878681

4,53,96,731

2 Periodicals
Library

- 1411,35,959
- ④ - 8,18,355
- ② - 22,85,585
- ③ - 36,068
- ⑤ - 644,550
- ② - 1,50,530
- ⑥ - 4,53,96,731
- 37,69,145


Principal
RAJARAJESWARI
COLLEGE OF ENGINEERING
 Ramohalli Cross, Bengaluru-7.



DESCRIPTION	1.4.2024	ADJUSTMENTS	DELETION	EDUCATION	TOTAL	Dep %	AP	31.03.2025
Air conditioner	1,34,354.00				1,34,354.00	15	20,153.00	1,14,201.00
Building	8,48,22,623.01	6,56,50,728			15,04,73,401.01	10	1,50,47,340.00	13,54,26,061.01
Building Work In Progress	3,80,95,423.00	35,41,529			4,16,36,952.00			4,16,36,952.00
Computer Equipments	49,99,348.85	5,19,552			55,18,900.85	40	22,07,560.00	33,11,340.85
Electrical & Electronic Equipments	4,17,13,531.39	1,79,77,390			5,96,90,921.39	15	89,53,638.00	5,07,37,283.39
Furniture & Fittings	2,11,01,914.27	73,53,596			2,84,55,510.27	10	28,45,551.00	2,56,09,959.27
Generator	4,61,513.01				4,61,513.01	15	69,227.00	3,92,286.01
Kitchen Equipments	22,180.00				22,180.00	15	3,327.00	18,853.00
Lab & Medical Equipments	96,66,962.65	11,04,867			1,07,71,829.65	15	16,15,774.00	91,56,055.65
Library Books	68,26,800.12	2,66,895			70,93,695.12	15	10,64,054.00	60,29,641.12
Motor Vehicles	70,81,290.99				70,81,290.99	15	10,62,194.00	60,19,096.99
Office Equipments	30,64,717.15	54,95,216			85,59,933.15	15	12,83,990.00	72,75,943.15
Software	20,20,706.66				20,20,706.66	40	8,08,283.00	12,12,423.66
Sports Equipment	18,06,411.27				18,06,411.27	15	2,70,962.00	15,35,449.27
TOTAL	22,18,17,823.37				32,37,37,596.37		3,52,52,053.00	28,84,75,543.37